

Dear Candidate,

Greetings from Chaitanya (Deemed to be University).

Schedule and Rules and Regulations for Ph.D. Eligibility Test Phase – I

Date	10:00 am to 11:30 am	12:30 pm to 2:00 pm	3.00 pm to 4.30 pm
April 27, 2024 Saturday	1. Chemistry 2. Biotechnology 3. Statistics	1. Commerce & Business Management 2. Microbiology 3. Physics	1. Computer Science 2. Biochemistry 3. Mathematics

Requirements :

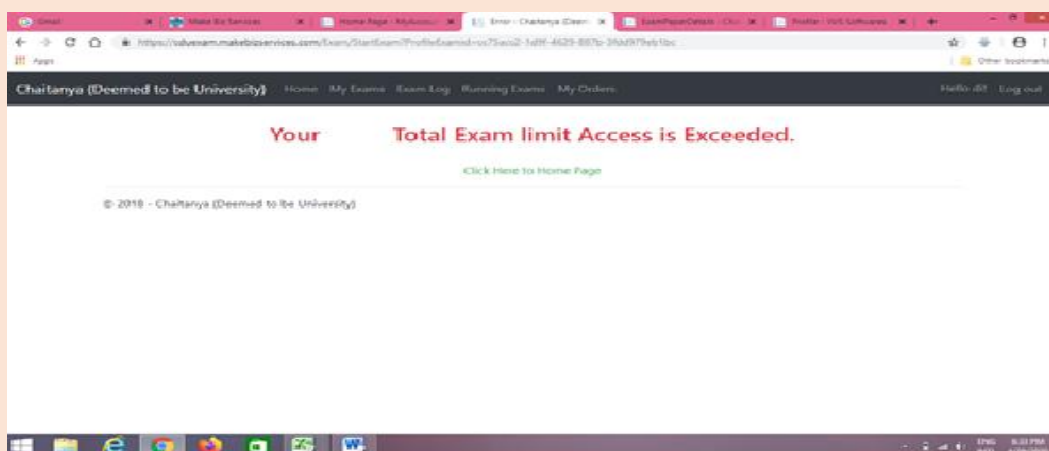
1. Desktop or Laptop or Tab or android mobile with a clear camera.
2. Google chrome or mozilla firefox browsers

Note : Make sure that you enable the camera for the above browsers.

Before starting the exam, please check the below URL:

<https://cdueexam.makebizservices.com/home/testexamsettings>

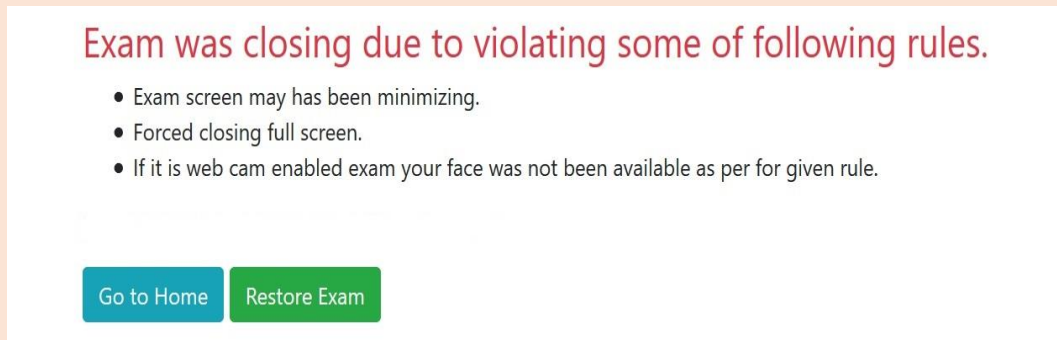
- You must enable webcam if your face is not visible on the screen.
- During the examination you SHOULD NOT MINIMIZE the screen or close the screen. See that your face is always in front of the camera.
- If your face moves away from the camera for a few seconds, the examination is terminated automatically.
- If your exam attempt exceeds more than one time, the following message is displayed and you cannot continue the exam.



- After 80 minutes only you can submit exam, otherwise after 90 minutes, exam will be submitted automatically.

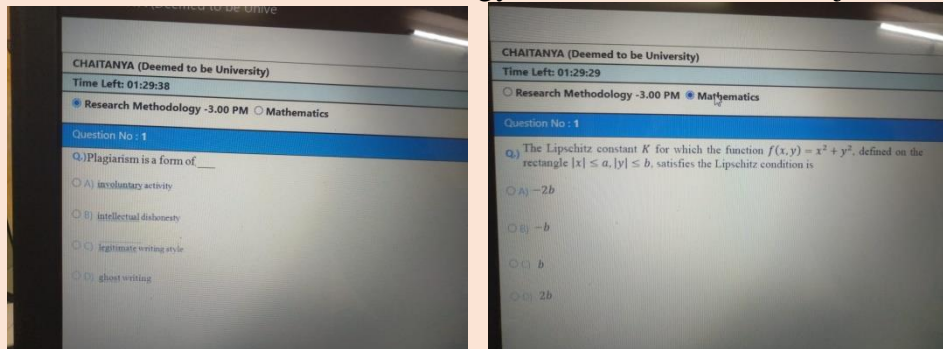
- Lip movement will be recorded if you make any noise.
- Vision gets adjusted to the screen, so don't disturb it.
- Once you submit the test, your total score will be displayed.

The candidate will be responsible, if the above conditions are violated and the following screen will be displayed.



General instructions to be followed by the Candidates appearing for Eligibility Test.

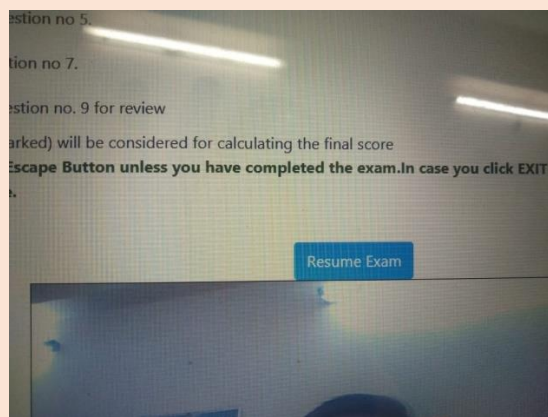
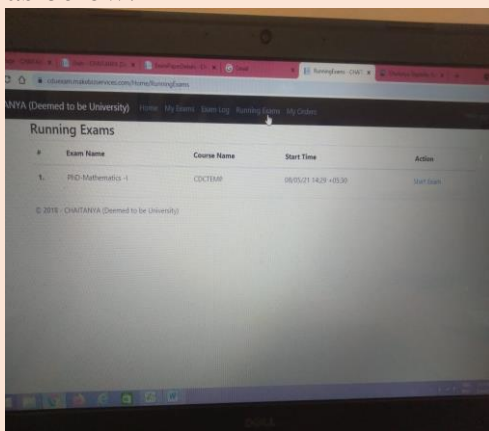
1. Eligibility test will be conducted through At-Home-Exam™ mode.
2. **You are allowed to Login within First 10 minutes.**
3. There will be 100 multiple-choice questions (MCQs) to be completed in 90 minutes. (50 Research Methodology and 50 Concerned Subject). For Ex.



4. The clock has been set by the server and the countdown timer appears at the top right corner of the screen where you can monitor your time.
5. There will be four buttons on each screen as under:
 - a) **RESET** button to deselect a selected answer.
 - b) **SAVE & NEXT** button to save the selected answer and proceed to the next question.
 - c) **SKIP** button takes you to the next question without answering the current question. This will not save your answer.
 - d) **MARK FOR REVIEW** button to answer the question and mark it for review at a later stage

6. **Click** the answer option button to select your answer.
7. To change an answer, simply **click** the desired option button.
8. To go to a question, **Click** the question number on the right side of the screen.
9. The colour coded diagram on the right side of the screen shows the status of the questions.
 - a) **White** - you have **not attempted** the question.
 - b) **Red** - you have **not answered** question.
 - c) **Green** - you have **answered** question.
 - d) **Violet** - you have **marked** the question **for review**.

After Login if there is any interruption the go to Running Exams and Resume Exam as below.



All the answered questions (saved or marked) will be considered for calculating the final score.

Caution: DO NOT click the EXIT Button unless you have completed the exam. In case you click EXIT button, and if your face is not available for a few seconds, you will not be permitted to continue.

Click on the check box button



I have read and understood the instructions. I agree that in case of not adhering to the exam instructions, I will be disqualified from the exam.

I am ready to begin

Click **“Start Exam”** button

NOTE:

Candidates can appear for Second and Third phase Eligibility Test if they could not appear for the Test or face any Technical problem during the Test or they are not satisfied with marks secured.

Contact Details:

Dr. M. Jagadeeshwar, COE	7293662222.
Dr.A.Ramesh Babu Dept. COE	9866826110.
Mr. M. Vara Prasad Dept. COE	8555950622.